



Load Short Form

Zone 1 AH

Jerico Aire

Job: 1
Date: Dec 05, 2020
By:

Nassau, Bahamas, Nassau, NP Phone: 000-0000

Project Information

For: Customer
Nassau, Bahamas, Nassau, NP SS0000
Phone: 000-00000

Design Information

	Htg	Clg	Method	Infiltration	Simplified Average
Outside db (°F)	61	91			
Inside db (°F)	70	75	Construction quality		
Design TD (°F)	9	16	Fireplaces		0
Daily range	-	L			
Inside humidity (%)	50	50			
Moisture difference (gr/lb)	-10	66			

HEATING EQUIPMENT

Make
Trade
Model
AHRI ref

Efficiency 80 AFUE

Heating input 0 Btuh

Heating output 0 Btuh

Temperature rise 0 °F

Actual air flow 1675 cfm

Air flow factor 0 cfm/Btuh

Static pressure 0.50 in H2O

Space thermostat

COOLING EQUIPMENT

Make Daikin

Trade DAIKIN

Cond DX16SA0601A

Coil ASPT61D14A

AHRI ref 8000280

Efficiency 13.0 EER, 16 SEER

Sensible cooling 37800 Btuh

Latent cooling 16200 Btuh

Total cooling 54000 Btuh

Actual air flow 1675 cfm

Air flow factor 0.040 cfm/Btuh

Static pressure 0.50 in H2O

Load sensible heat ratio 0.84

ROOM NAME	Area (ft²)	Htg load (Btuh)	Clg load (Btuh)	Htg AVF (cfm)	Clg AVF (cfm)
Laundry room	77	0	2589	0	105
Family room	221	0	9923	0	402
Dinning room	221	0	7922	0	321
living room	240	0	7680	0	311
Powder room	49	0	1972	0	80
Kitchen	360	0	11272	0	457
Foyer	101	0	0	0	0

Calculations approved by ACCA to meet all requirements of Manual J 8th Ed.



Zone 1 AH	d	1269	0	41358	0	1675
Other equip loads			0	0		
Equip. @ 1.00 RSM				41358		
Latent cooling				7637		
TOTALS		1269	0	48995	0	1675

Calculations approved by ACCA to meet all requirements of Manual J 8th Ed.





Load Multizone Summary Report

Job: 1
Date: Dec 05, 2020
By:

Jerico Aire

Nassau, Bahamas, Nassau, NP Phone: 000-0000

Infiltration Summary

ZONE NAME	Heating				Cooling			
	Volume ft³	ACH	AVF cfm	HTM Btuh/ft²	Volume ft³	ACH	AVF cfm	HTM Btuh/ft²
Zone 2 AH	8822	0.45	66	0.8	8822	0.14	21	0.5
Zone 1 AH	0	0	0	0	13658	0.15	35	0.5
Ductless	0	0	0	0	2835	0.25	12	0.5
Entire House	8822	0.45	66	0.8	25315	0.16	68	0.5

Load and AVF Summary

ROOM NAME	Area ft²	Htg load Btuh	Clg load Btuh	Htg AVF cfm	Clg AVF cfm
Master bed	289	3887	10082	317	371
Room 1	168	1752	3900	143	144
Room 2	144	2177	4668	178	172
Room 3	210	1742	3482	142	128
Hall	108	1165	1627	95	60
Zone 2 AH	919	10723	23759	875	875
Laundry room	77	0	2589	0	105
Family room	221	0	9923	0	402
Dinning room	221	0	7922	0	321
living room	240	0	7680	0	311
Powder room	49	0	1972	0	80
Kitchen	360	0	11272	0	457
Foyer	101	0	0	0	0
Zone 1 AH	1269	0	41358	0	1675
Office	315	0	9086	0	382
Ductless	315	0	9086	0	382
Entire House	2503	10723	74203	875	2932



Loads for Multiple Orientations

Zone 1 AH

Jerico Aire

Job: 1
Date: Dec 05, 2020
By:

Nassau, Bahamas, Nassau, NP Phone: 000-0000

Project Information

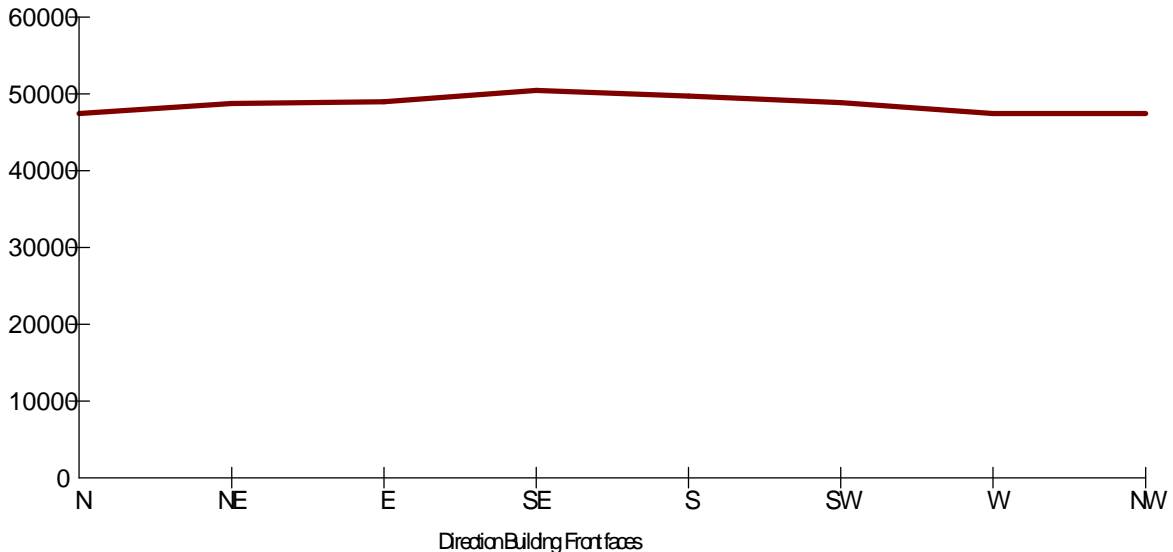
For: Customer
Nassau, Bahamas, Nassau, NP SS0000
Phone: 000-00000

Design Conditions

Location:			Indoor:	Heating	Cooling
Nassau Intl, BS			Indoor temperature (°F)	70	75
Elevation:	16 ft		Design TD (°F)	9	16
Latitude:	25°N		Relative humidity (%)	50	50
Outdoor:		Heating	Cooling	Infiltration:	
Dry bulb (°F)		61	91	Moisture difference (gr/lb)	-9.9
Daily range (°F)		-	12 (L)		66.4
Wet bulb (°F)		-	79		
Wind speed (mph)		15.0	7.5		

Building Front	North	Northeast	East	Southeast	South	Southwest	West	Northwest
Sensible Load (Btuh)	39821	41081	41358	42833	42099	41241	39821	39821
Latent Load (Btuh)	7637	7637	7637	7637	7637	7637	7637	7637
Total Load (Btuh)	47457	48717	48995	50470	49736	48877	47457	47457
Heating AVF (cfm)	0	0	0	0	0	0	0	0
Cooling AVF (cfm)	1675	1675	1675	1675	1675	1675	1675	1675

Building Orientation Cooling Load



Current Orientation: Building Front faces East
Highest Cooling Load: Building Front faces Southeast

Calculations approved by ACCA to meet all requirements of Manual J 8th Ed.





Project Summary

Zone 1 AH

Jerico Aire

Job: 1
Date: Dec 05, 2020
By:

Nassau, Bahamas, Nassau, NP Phone: 000-0000

Project Information

For: Customer
Nassau, Bahamas, Nassau, NP SS0000
Phone: 000-00000

Notes:

Design Information

Weather: Nassau Intl, BS

Winter Design Conditions

Outside db 61 °F
Inside db 70 °F
Design TD 9 °F

Summer Design Conditions

Outside db 91 °F
Inside db 75 °F
Design TD 16 °F
Daily range L
Relative humidity 50 %
Moisture difference 66 gr/lb

Heating Summary

Structure 0 Btuh
Ducts 0 Btuh
Central vent (0 cfm) 0 Btuh

Humidification 0 Btuh
Piping 0 Btuh
Equipment load 0 Btuh

Sensible Cooling Equipment Load Sizing

Structure 30681 Btuh
Ducts 10677 Btuh
Central vent (0 cfm) 0 Btuh
(none)
Blower 0 Btuh

Use manufacturer's data y
Rate/swing multiplier 1.00
Equipment sensible load 41358 Btuh

Infiltration

Method Simplified
Construction quality Average
Fireplaces 0

Latent Cooling Equipment Load Sizing

Structure 4560 Btuh
Ducts 3077 Btuh
Central vent (0 cfm) 0 Btuh
(none)
Equipment latent load 7637 Btuh

	Heating	Cooling
Area (ft ²)	0	1269
Volume (ft ³)	0	13658
Air changes/hour	0	0.15
Equiv. AVF (cfm)	0	35

Equipment Total Load (Sen+Lat) 48995 Btuh
Req. total capacity at 0.70 SHR 4.9 ton

Heating Equipment Summary

Make
Trade
Model
AHRI ref

Efficiency 80 AFUE
Heating input 0 Btuh
Heating output 0 Btuh
Temperature rise 0 °F
Actual air flow 1675 cfm
Air flow factor 0 cfm/Btuh
Static pressure 0.50 in H2O
Space thermostat

Cooling Equipment Summary

Make Daikin
Trade DAIKIN
Cond DX16SA0601A
Coil ASPT61D14A
AHRI ref 8000280
Efficiency 13.0 EER, 16 SEER
Sensible cooling 37800 Btuh
Latent cooling 16200 Btuh
Total cooling 54000 Btuh
Actual air flow 1675 cfm
Air flow factor 0.040 cfm/Btuh
Static pressure 0.50 in H2O
Load sensible heat ratio 0.84

Calculations approved by ACCA to meet all requirements of Manual J 8th Ed.





Building Analysis

Zone 1 AH

Jerico Aire

Job: 1
Date: Dec 05, 2020
By:

Nassau, Bahamas, Nassau, NP Phone: 000-0000

Project Information

For: Customer
Nassau, Bahamas, Nassau, NP SS0000
Phone: 000-00000

Design Conditions

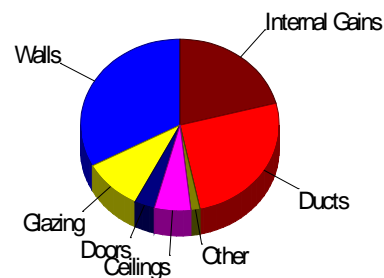
Location:				Indoor:	Heating	Cooling
Nassau Intl, BS				Indoor temperature (°F)	70	75
Elevation:	16 ft			Design TD (°F)	9	16
Latitude:	25°N			Relative humidity (%)	50	50
Outdoor:		Heating	Cooling	Moisture difference (gr/lb)	-9.9	66.4
Dry bulb (°F)		61	91	Infiltration:		
Daily range (°F)		-	12 (L)	Method	Simplified	
Wet bulb (°F)		-	79	Construction quality	Average	
Wind speed (mph)		15.0	7.5	Fireplaces	0	

Heating

Component	Btuh/ft²	Btuh	% of load
Walls	0	0	0
Glazing	0	0	0
Doors	0	0	0
Ceilings	0	0	0
Floors	0	0	0
Infiltration	0	0	0
Ducts		0	0
Piping		0	0
Humidification		0	0
Ventilation		0	0
Adjustments		0	0
Total		0	0

Cooling

Component	Btuh/ft²	Btuh	% of load
Walls	13.4	13576	32.8
Glazing	15.8	4024	9.7
Doors	17.3	1365	3.3
Ceilings	1.9	2443	5.9
Floors	0	0	0
Infiltration	0.5	623	1.5
Ducts		10677	25.8
Ventilation		0	0
Internal gains		8650	20.9
Blower		0	0
Adjustments		0	0
Total		41358	100.0



Latent Cooling Load = 7637 Btuh
Overall U-value = 0.257 Btuh/ft²-°F

Data entries checked.



J1 Form - Worksheet A

Zone 1 AH

Jerico Aire

Job: 1
Date: Dec 05, 2020
By:

Nassau, Bahamas, Nassau, NP Phone: 000-0000

Supporting Detail	
Project Name: Customer	Date: Dec 05, 2020
Address: Nassau, Bahamas, Nassau, NP SS0000	
Phone: 000-00000	Job ID: 1

Worksheet A Location and Design Conditions	
Weather Location: Nassau Intl, BS	Elevation = 16 Latitude = 25
Indoor Conditions, Heating: DB = 70 °F RH = 50 %	Indoor Conditions, Cooling: DB = 75 °F RH = 50 %
Table 1 Conditions 99% DB = 61 °F 1% DB = 91 °F	Grains Difference = 66 gr/lb Daily Range = L
Design Temperature Differences	HTD = 9 °F CTD = 16 °F

Calculations approved by ACCA to meet all requirements of Manual J 8th Ed.



Right-Suite® Universal 2021 21.0.03 RSU65691

2021-Mar-07 09:26:01

...rs\Owner\Documents\Wrightsoft HVAC\Customer.rup Calc = MJ8 Building Front faces: E

Page 1



Component Constructions

Zone 1 AH

Jerico Aire

Job: 1
Date: Dec 05, 2020
By:

Nassau, Bahamas, Nassau, NP Phone: 000-0000

Project Information

For: Customer
Nassau, Bahamas, Nassau, NP SS0000
Phone: 000-00000

Design Conditions

Location: Nassau Intl, BS Elevation: 16 ft Latitude: 25°N			Indoor: Indoor temperature (°F) Design TD (°F) Relative humidity (%) Moisture difference (gr/lb)	Heating 70 9 50 -9.9	Cooling 75 16 50 66.4
Outdoor: Dry bulb (°F) Daily range (°F) Wet bulb (°F) Wind speed (mph)	Heating 61 - - 15.0	Cooling 91 12 (L) 79 7.5	Infiltration: Method Construction quality Fireplaces	Simplified Average 0	

Construction descriptions

	Or	Area ft ²	U-value Btuh/ft ² -°F	Insul R ft ² -°F/Btuh	Htg HTM Btuh/ft ²	Loss Btuh	Clg HTM Btuh/ft ²	Gain Btuh
Walls 13AA-0oc: Blk wall, 8" thk	n	98	0.584	0	0	0	13.4	1316
	e	202	0.584	0	0	0	13.4	2695
	s	249	0.584	0	0	0	13.4	3327
	w	466	0.584	0	0	0	13.4	6237
	all	1015	0.584	0	0	0	13.4	13576

Partitions (none)

Windows

1F-h3ob: 3 glazing, heat abs outr, 1/2" gap, mtl /w brk frm mat, clr mid, argon gas, 1/8" thk, clr innr; NFRC rated (SHGC=0.17); 50% indoor insect screen; 2.5 ft overhang (5.17 ft window ht, 1 ft sep.); 6.67 ft head ht	e	48	0.510	0	0	0	6.50	311
1F-h3ob: 3 glazing, heat abs outr, 1/2" gap, mtl /w brk frm mat, clr mid, argon gas, 1/8" thk, clr innr; NFRC rated (SHGC=0.17); 2.5 ft overhang (3.17 ft window ht, 1 ft sep.)	e	7	0.510	0	0	0	6.84	47
10B-b: 2 glazing, heat abs outr, argon gas, mtl /w brk frm mat, clr innr, 1/4" gap, 1/8" thk; NFRC rated (SHGC=0.62); 50% indoor insect screen; 12 ft overhang (8 ft window ht, 3 ft sep.); 6.67 ft head ht	s	80	0.750	0	0	0	13.4	1075
	w	40	0.750	0	0	0	13.4	538
	all	120	0.750	0	0	0	13.4	1613
1F-h3ob: 3 glazing, heat abs outr, 1/2" gap, mtl /w brk frm mat, clr mid, argon gas, 1/8" thk, clr innr; NFRC rated (SHGC=0.17); 50% indoor insect screen; 2.5 ft overhang (5 ft window ht, 3 ft sep.); 6.67 ft head ht	w	15	0.510	0	0	0	6.50	100
1F-h3ob: 3 glazing, heat abs outr, 1/2" gap, mtl /w brk frm mat, clr mid, argon gas, 1/8" thk, clr innr; NFRC rated (SHGC=0.17); 50% indoor insect screen; 12 ft overhang (5.17 ft window ht, 3 ft sep.); 6.67 ft head ht	w	48	0.510	0	0	0	6.50	311
1F-h3ob: 3 glazing, heat abs outr, 1/2" gap, mtl /w brk frm mat, clr mid, argon gas, 1/8" thk, clr innr; NFRC rated (SHGC=0.17); 50% indoor insect screen; 12 ft overhang (5.2 ft window ht, 3 ft sep.); 6.67 ft head ht	w	16	0.510	0	0	0	6.50	104

Doors

11G0: Door, wd pnl type	e	55	0.540	0	0	0	17.3	950
	w	24	0.540	0	0	0	17.3	415
	all	79	0.540	0	0	0	17.3	1365

Ceilings

16B-21ad: Attic ceiling, asphalt shingles roof mat, r-21 ceil ins, 1/2" gypsum board int fnsh		587	0.044	21.0	0	0	2.44	1433
18A-21ad: Rf/clg ceiling, asphalt shingles roof mat, frm cons, 1/2" gypsum board int fnsh, 6" thkns, r-21 ceil ins		682	0.047	21.0	0	0	1.48	1010

Floors

22A-tp1: Bg floor, light dry soil, on grade depth, tile flr fnsh		8	0.989	0	0	0	0	0
22A-tpm: Bg floor, heavy dry or light damp soil, on grade depth, tile flr fnsh		118	1.180	0	0	0	0	0



AED Assessment

Zone 1 AH

Jerico Aire

Job: 1
Date: Dec 05, 2020
By:

Nassau, Bahamas, Nassau, NP Phone: 000-0000

Project Information

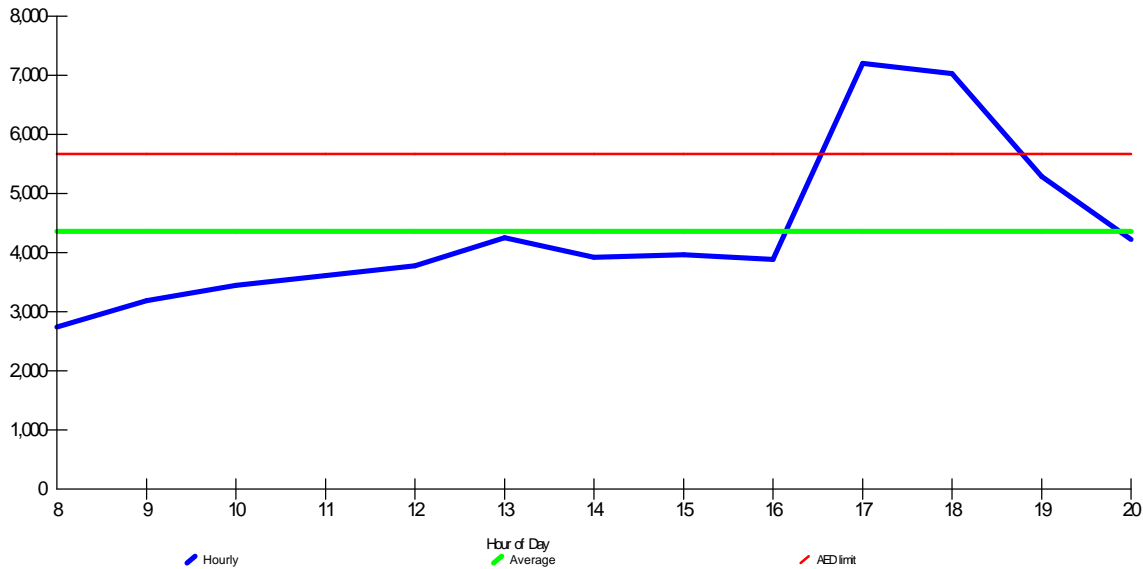
For: Customer
Nassau, Bahamas, Nassau, NP SS0000
Phone: 000-00000

Design Conditions

Location:		Indoor:		Heating	Cooling	
Nassau Intl, BS		Indoor temperature (°F)		70	75	
Elevation:	16 ft	Design TD (°F)		9	16	
Latitude:	25°N	Relative humidity (%)		50	50	
Outdoor:		Heating	Cooling	Moisture difference (gr/lb)	-9.9	66.4
Drybulb (°F)		61	91	Infiltration:		
Daily range (°F)		-	12 (L)			
Wet bulb (°F)		-	79			
Wind speed (mph)		15.0	7.5			

Test for Adequate Exposure Diversity

Hourly Glazing Load



Maximum hourly glazing load exceeds average by 65.3%.

Zone does not have adequate exposure diversity (AED), based on AED limit of 30%.

AED excursion: 1538 Btuh (PFG - 1.3*AFG)



Right-J® Worksheet

Zone 1 AH

Jerico Aire

Job: 1
Date: Dec 05, 2020
By:

Nassau, Bahamas, Nassau, NP Phone: 000-0000

1		Room name		Zone 1 AH				Laundry room						
2		Exposed wall		10.8 ft				7.0 ft						
3		Room height		126.0 ft				cool only						
4		Room dimensions		d				9.6 ft x 11.0 ft						
5		Room area		1269.0 ft²				77.0 ft²						
	Ty	Construction number	U-value (Btuh/ft²·°F)	Or	HTM (Btuh/ft²)		Area (ft²) or perimeter (ft)		Load (Btuh)		Area (ft²) or perimeter (ft)		Load (Btuh)	
					Heat	Cool	Gross	N/P/S	Heat	Cool	Gross	N/P/S	Heat	Cool
6	W	13AA-0oc	0.584	n	0.00	13.37	98	98	0	1316	0	0	0	0
	G	1F-h3ob	0.510	n	0.00	0.00	0	0	0	0	0	0	0	0
	G	1F-h3ob	0.510	n	0.00	0.00	0	0	0	0	0	0	0	0
11	W	13AA-0oc	0.584	e	0.00	13.37	311	202	0	2695	0	0	0	0
	G	1F-h3ob	0.510	e	0.00	6.84	7	2	0	47	0	0	0	0
	G	1F-h3ob	0.510	e	0.00	6.50	48	10	0	311	0	0	0	0
	G	1F-h3ob	0.510	e	0.00	0.00	0	0	0	0	0	0	0	0
	D	11G0	0.540	e	0.00	17.28	55	55	0	950	0	0	0	0
	W	13AA-0oc	0.584	s	0.00	13.37	329	249	0	3327	0	0	0	0
	G	10B-b	0.750	s	0.00	13.44	80	80	0	1075	0	0	0	0
	G	1F-h3ob	0.510	s	0.00	0.00	0	0	0	0	0	0	0	0
	W	13AA-0oc	0.584	w	0.00	13.37	610	466	0	6237	67	43	0	578
	G	10B-b	0.750	w	0.00	13.44	40	35	0	538	0	0	0	0
	G	1F-h3ob	0.510	w	0.00	6.50	15	0	0	100	0	0	0	0
	G	1F-h3ob	0.510	w	0.00	0.00	0	0	0	0	0	0	0	0
	G	1F-h3ob	0.510	w	0.00	6.50	48	48	0	311	0	0	0	0
	G	1F-h3ob	0.510	w	0.00	6.50	16	16	0	104	0	0	0	0
	D	11G0	0.540	w	0.00	17.28	24	24	0	415	24	24	0	415
	R	12C-0sw	0.091	-	0.00	0.00	0	0	0	0	0	0	0	0
	D	11G0	0.540	n	0.00	0.00	0	0	0	0	0	0	0	0
	C	16B-21ad	0.044	-	0.00	2.44	587	587	0	1433	77	77	0	188
	C	16B-21ad	0.044	-	0.00	0.00	0	0	0	0	0	0	0	0
	C	18A-21ad	0.047	-	0.00	1.48	682	682	0	1010	0	0	0	0
	F	22A-tpl	0.989	-	0.00	0.00	101	8	0	0	0	0	0	0
	F	22A-tpm	1.180	-	0.00	0.00	1168	118	0	0	77	7	0	0
6	c) AED excursion									1538				-29
	Envelope loss/gain								0	21407			0	1152
12	a) Infiltration								0	623			0	31
	b) Room ventilation								0	0			0	0
13	Internal gains:		Occupants @		230		15			3450	0			0
			Appliances/other							5200				500
	Subtotal (lines 6 to 13)								0	30681			0	1683
	Less external load								0	0			0	0
	Less transfer								0	0			0	0
	Redistribution								0	0			0	238
14	Subtotal								0	30681			0	1920
15	Duct loads						0%	35%	0	10677	0%	35%	0	668
	Total room load								0	41358			0	2589
	Air required (cfm)								0	1675			0	105

Calculations approved by ACCA to meet all requirements of Manual J 8th Ed.





Right-J® Worksheet

Zone 1 AH

Jerico Aire

Job: 1
 Date: Dec 05, 2020
 By:

Nassau, Bahamas, Nassau, NP Phone: 000-0000

1		Room name		Family room 30.0 ft				Dinning room 13.0 ft						
2		Exposed wall		12.0 ft cool only				12.0 ft cool only						
3		Room height		13.0 x 17.0 ft				13.0 x 17.0 ft						
4		Room dimensions		221.0 ft²				221.0 ft²						
5		Room area												
	Ty	Construction number	U-value (Btuh/ft²·°F)	Or	HTM (Btuh/ft²)		Area (ft²) or perimeter (ft)		Load (Btuh)		Area (ft²) or perimeter (ft)		Load (Btuh)	
					Heat	Cool	Gross	N/P/S	Heat	Cool	Gross	N/P/S	Heat	Cool
6	W	13AA-0oc	0.584	n	0.00	13.37	0	0	0	0	0	0	0	0
	G	1F-h3ob	0.510	n	0.00	0.00	0	0	0	0	0	0	0	0
	G	1F-h3ob	0.510	n	0.00	0.00	0	0	0	0	0	0	0	0
11	W	13AA-0oc	0.584	e	0.00	13.37	0	0	0	0	0	0	0	0
	G	1F-h3ob	0.510	e	0.00	6.84	0	0	0	0	0	0	0	0
	G	1F-h3ob	0.510	e	0.00	6.50	0	0	0	0	0	0	0	0
	G	1F-h3ob	0.510	e	0.00	0.00	0	0	0	0	0	0	0	0
	D	11G0	0.540	e	0.00	17.28	0	0	0	0	0	0	0	0
	W	13AA-0oc	0.584	s	0.00	13.37	204	164	0	2193	0	0	0	0
	G	10B-b	0.750	s	0.00	13.44	40	40	0	538	0	0	0	0
	G	1F-h3ob	0.510	s	0.00	0.00	0	0	0	0	0	0	0	0
	W	13AA-0oc	0.584	w	0.00	13.37	156	108	0	1447	156	100	0	1337
	G	10B-b	0.750	w	0.00	13.44	0	0	0	0	40	35	0	538
	G	1F-h3ob	0.510	w	0.00	6.50	0	0	0	0	0	0	0	0
	G	1F-h3ob	0.510	w	0.00	0.00	0	0	0	0	0	0	0	0
	G	1F-h3ob	0.510	w	0.00	6.50	48	48	0	311	0	0	0	0
	G	1F-h3ob	0.510	w	0.00	6.50	0	0	0	0	16	16	0	104
	D	11G0	0.540	w	0.00	17.28	0	0	0	0	0	0	0	0
	R	12C-0sw	0.091	-	0.00	0.00	0	0	0	0	0	0	0	0
	D	11G0	0.540	n	0.00	0.00	0	0	0	0	0	0	0	0
	C	16B-21ad	0.044	-	0.00	2.44	0	0	0	0	0	0	0	0
	C	16B-21ad	0.044	-	0.00	0.00	0	0	0	0	0	0	0	0
	C	18A-21ad	0.047	-	0.00	1.48	221	221	0	327	221	221	0	327
	F	22A-tpl	0.989	-	0.00	0.00	0	0	0	0	0	0	0	0
	F	22A-tpm	1.180	-	0.00	0.00	221	30	0	0	221	13	0	0
6	c) AED excursion									328				1449
	Envelope loss/gain								0	5144			0	3755
12	a) Infiltration								0	166			0	72
	b) Room ventilation								0	0			0	0
13	Internal gains:		Occupants @		230		5			1150		5		1150
			Appliances/other							900				900
	Subtotal (lines 6 to 13)								0	7361			0	5877
	Less external load								0	0			0	0
	Less transfer								0	0			0	0
	Redistribution								0	0			0	0
14	Subtotal								0	7361			0	5877
15	Duct loads						0%	35%	0	2562		0%	35%	2045
	Total room load								0	9923			0	7922
	Air required (cfm)								0	402			0	321

Calculations approved by ACCA to meet all requirements of Manual J 8th Ed.





Right-J® Worksheet

Zone 1 AH

Jerico Aire

Job: 1
 Date: Dec 05, 2020
 By:

Nassau, Bahamas, Nassau, NP Phone: 000-0000

1		Room name		living room				Powder room						
2		Exposed wall		20.0 ft				7.0 ft						
3		Room height		cool only				cool only						
4		Room dimensions		12.0 ft 16.0 x 15.0 ft				9.6 ft 7.0 x 7.0 ft						
5		Room area		240.0 ft²				49.0 ft²						
	Ty	Construction number	U-value (Btuh/ft²-°F)	Or	HTM (Btuh/ft²)		Area (ft²) or perimeter (ft)		Load (Btuh)		Area (ft²) or perimeter (ft)		Load (Btuh)	
					Heat	Cool	Gross	N/P/S	Heat	Cool	Gross	N/P/S	Heat	Cool
6	W	13AA-0oc	0.584	n	0.00	13.37	60	60	0	802	0	0	0	0
	G	1F-h3ob	0.510	n	0.00	0.00	0	0	0	0	0	0	0	0
	G	1F-h3ob	0.510	n	0.00	0.00	0	0	0	0	0	0	0	0
11	W	13AA-0oc	0.584	e	0.00	13.37	180	132	0	1768	67	60	0	807
	G	1F-h3ob	0.510	e	0.00	6.84	0	0	0	0	7	2	0	47
	G	1F-h3ob	0.510	e	0.00	6.50	48	10	0	311	0	0	0	0
	G	1F-h3ob	0.510	e	0.00	0.00	0	0	0	0	0	0	0	0
	D	11G0	0.540	e	0.00	17.28	0	0	0	0	0	0	0	0
	W	13AA-0oc	0.584	s	0.00	13.37	0	0	0	0	0	0	0	0
	G	10B-b	0.750	s	0.00	13.44	0	0	0	0	0	0	0	0
	G	1F-h3ob	0.510	s	0.00	0.00	0	0	0	0	0	0	0	0
	W	13AA-0oc	0.584	w	0.00	13.37	0	0	0	0	0	0	0	0
	G	10B-b	0.750	w	0.00	13.44	0	0	0	0	0	0	0	0
	G	1F-h3ob	0.510	w	0.00	6.50	0	0	0	0	0	0	0	0
	G	1F-h3ob	0.510	w	0.00	0.00	0	0	0	0	0	0	0	0
	G	1F-h3ob	0.510	w	0.00	6.50	0	0	0	0	0	0	0	0
	G	1F-h3ob	0.510	w	0.00	6.50	0	0	0	0	0	0	0	0
	D	11G0	0.540	w	0.00	17.28	0	0	0	0	0	0	0	0
	R	12C-0sw	0.091	-	0.00	0.00	0	0	0	0	0	0	0	0
	D	11G0	0.540	n	0.00	0.00	0	0	0	0	0	0	0	0
	C	16B-21ad	0.044	-	0.00	2.44	0	0	0	0	49	49	0	120
	C	16B-21ad	0.044	-	0.00	0.00	0	0	0	0	0	0	0	0
	C	18A-21ad	0.047	-	0.00	1.48	240	240	0	355	0	0	0	0
	F	22A-tpl	0.989	-	0.00	0.00	0	0	0	0	0	0	0	0
	F	22A-tpm	1.180	-	0.00	0.00	240	20	0	0	49	7	0	0
6	c) AED excursion													-17
	Envelope loss/gain								0	3197			0	957
12	a) Infiltration								0	111			0	31
	b) Room ventilation								0	0			0	0
13	Internal gains:		Occupants @		230		5			1150	0			0
			Appliances/other							900				0
	Subtotal (lines 6 to 13)								0	5358			0	988
	Less external load								0	0			0	0
	Less transfer								0	0			0	0
	Redistribution								0	340			0	475
14	Subtotal								0	5697			0	1463
15	Duct loads						0%	35%	0	1983	0%	35%	0	509
	Total room load								0	7680			0	1972
	Air required (cfm)								0	311			0	80

Calculations approved by ACCA to meet all requirements of Manual J 8th Ed.





Right-J® Worksheet

Zone 1 AH

Jerico Aire

Job: 1
 Date: Dec 05, 2020
 By:

Nassau, Bahamas, Nassau, NP Phone: 000-0000

1		Room name		Kitchen 41.0 ft				Foyer 8.0 ft						
2		Exposed wall		9.6 ft 24.0 x 15.0 ft cool only				8.0 ft 1.0 x 101.0 ft cool only						
3		Room height		360.0 ft²				101.0 ft²						
4		Room dimensions												
5		Room area												
	Ty	Construction number	U-value (Btuh/ft²·°F)	Or	HTM (Btuh/ft²)		Area (ft²) or perimeter (ft)		Load (Btuh)		Area (ft²) or perimeter (ft)		Load (Btuh)	
					Heat	Cool	Gross	N/P/S	Heat	Cool	Gross	N/P/S	Heat	Cool
6	W	13AA-0oc	0.584	n	0.00	13.37	38	38	0	514	0	0	0	0
	G	1F-h3ob	0.510	n	0.00	0.00	0	0	0	0	0	0	0	0
	G	1F-h3ob	0.510	n	0.00	0.00	0	0	0	0	0	0	0	0
11	W	13AA-0oc	0.584	e	0.00	13.37	0	0	0	0	64	9	0	120
	G	1F-h3ob	0.510	e	0.00	6.84	0	0	0	0	0	0	0	0
	G	1F-h3ob	0.510	e	0.00	6.50	0	0	0	0	0	0	0	0
	G	1F-h3ob	0.510	e	0.00	0.00	0	0	0	0	0	0	0	0
	D	11G0	0.540	e	0.00	17.28	0	0	0	0	55	55	0	950
	W	13AA-0oc	0.584	s	0.00	13.37	125	85	0	1134	0	0	0	0
	G	10B-b	0.750	s	0.00	13.44	40	40	0	538	0	0	0	0
	G	1F-h3ob	0.510	s	0.00	0.00	0	0	0	0	0	0	0	0
	W	13AA-0oc	0.584	w	0.00	13.37	230	215	0	2875	0	0	0	0
	G	10B-b	0.750	w	0.00	13.44	0	0	0	0	0	0	0	0
	G	1F-h3ob	0.510	w	0.00	6.50	15	0	0	100	0	0	0	0
	G	1F-h3ob	0.510	w	0.00	0.00	0	0	0	0	0	0	0	0
	G	1F-h3ob	0.510	w	0.00	6.50	0	0	0	0	0	0	0	0
	G	1F-h3ob	0.510	w	0.00	6.50	0	0	0	0	0	0	0	0
	D	11G0	0.540	w	0.00	17.28	0	0	0	0	0	0	0	0
	R	12C-0sw	0.091	-	0.00	0.00	0	0	0	0	0	0	0	0
	D	11G0	0.540	n	0.00	0.00	0	0	0	0	0	0	0	0
	C	16B-21ad	0.044	-	0.00	2.44	360	360	0	879	101	101	0	247
	C	16B-21ad	0.044	-	0.00	0.00	0	0	0	0	0	0	0	0
	C	18A-21ad	0.047	-	0.00	1.48	0	0	0	0	0	0	0	0
	F	22A-tpl	0.989	-	0.00	0.00	0	0	0	0	101	8	0	0
	F	22A-tpm	1.180	-	0.00	0.00	360	41	0	0	0	0	0	0
6	c) AED excursion													
	Envelope loss/gain									0	5909		0	1295
12	a) Infiltration								0	182		0	0	30
	b) Room ventilation								0	0		0	0	0
13	Internal gains:		Occupants @		230		0			0	0		0	0
			Appliances/other							2000			0	0
	Subtotal (lines 6 to 13)									0	8091		0	1324
	Less external load								0	0			0	0
	Less transfer								0	0			0	0
	Redistribution								0	272			0	-1324
14	Subtotal								0	8362			0	0
15	Duct loads						0%	35%	0	2910	0%	35%	0	0
	Total room load								0	11272			0	0
	Air required (cfm)								0	457			0	0

Calculations approved by ACCA to meet all requirements of Manual J 8th Ed.



